

A Year of Impact - A Year of Hope

Local Government Funded Programs - October 2020-September 2021
Charlotte County Board of County Commission and City of Punta Gorda



hope

/hōp/ noun

an optimistic state of mind that is based on an expectation of positive outcomes with respect to events and circumstances in one's life or the world at large.

18 Agencies • 23 Programs • 13,251 Lives Impacted



Educational Success

873

children received financial assistance for early education opportunities

26,279

books distributed to preschool age children

99%

of regular attendees of an after-school program achieved on-time grade advancement

20,720

volunteer hours spent mentoring at-risk youth

Devin began attending the YMCA of Southwest Florida's School Age Care program in the 1st grade. He could not sound out letters or read sight words. Devin didn't even score at a preschool level for early reading skills. YMCA staff connected with his teacher, school liaison, and his parents to work together to help Devin. In a few months, the extra support paid off - Devin was reading at grade-level and on target to advance into 2nd grade.

Financial Stability



"Prior to this program [Bridges Out of Poverty] I was lacking significant knowledge about poverty and resources to seek out when needed. I was living paycheck to paycheck while wasting my money.

I have a savings account now and put money into it every payday. In a few months to a year I plan to be in my new home with my children creating memories."

48

beds provided to children in foster care

100%

of Bridges Out of Poverty participants remained stably housed at least 6 months after completion of class

80%

of unsheltered Veterans were sheltered within 24 hours

87%

reduction in the number of chronically homeless individuals from previous Point-in-Time Count

A Year of Impact - A Year of Hope

Local Government Funded Programs - October 2020-September 2021
Charlotte County Board of County Commission and City of Punta Gorda



hope

/hōp/ noun

an optimistic state of mind that is based on an expectation of positive outcomes with respect to events and circumstances in one's life or the world at large.

18 Agencies • 23 Programs • 13,251 Lives Impacted



Health and Well-being

25

victims of domestic violence / sexual assault / other violent crimes received legal services

99%

of at-risk children remained free from abuse and neglect while receiving in-home services

"I was 26 years old, and just beginning to face the challenges of marriage, parenthood, and career changes. Denise from Healthy Families took the time to get to know me, my situation, and my family. She encouraged me and helped me to set goals. With Denise's help, I have worked on parenting, my education, and my career. Not only has Denise helped me be the best parent I can be, she is now a lifelong friend and an extension of our family."

826

vaccinations administered to uninsured / underinsured adults

100%

of targeted hypertension patients had improved blood pressure (below 130/80)

Basic Needs



Senior Friendship Centers offers meals to seniors in their homes, but encourages socialization through in-person dining sites. Paula had been absent from the dining hall due to physical limitations and staff took notice. A power wheelchair was located and revamped to meet Paula's needs. The wheelchair was outfitted with a basket and a bow and was a welcomed surprise the next time Paula was able to attend the dining site. Since that day, Paula has participated as a diner frequently, rekindled friendships, and resumed a well-rounded social life.

52,150

home-delivered meals served to seniors

3,047

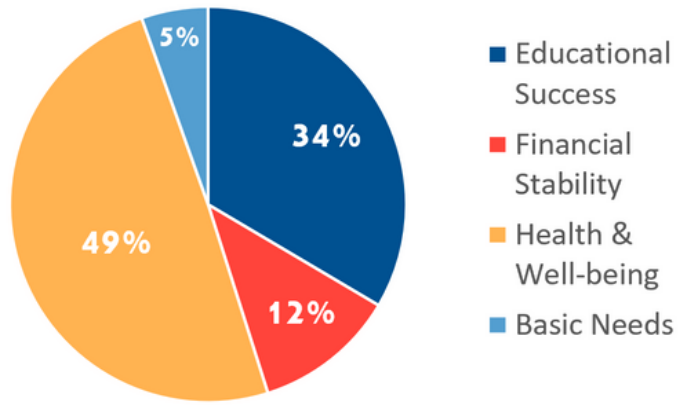
congregate meals served to seniors

71,013

individuals provided food from a partner agency food pantry

368

individuals impacted by HIV/AIDS received food and hygiene items



\$71,480 invested

Kids Thrive

41 households served with individualized support and interventions

51% of participants reside in 33952




Newborn NICU Length of Stay

The average length of stay for substance exposed newborns has **decreased from 27 days to 10 days** since 2017.



Developmental Delays

78% of children screened scored within the age-based developmental schedule



Circle of Parents

83% of peer support group participants improved their self-sufficiency

\$41,610 invested

Charlotte County Campaign for Grade-Level Reading

Supporting interventions to increase early childhood literacy from Birth to 3rd Grade

BIRTH TO AGE 5



2,200 children
received monthly books
from Imagination Library



**1,800 Kindergarten Readiness
Bags distributed to preschool
children**

KINDERGARTEN TO 3RD GRADE



65% of children
matched with a mentor
for reading support were
on grade level by the end
of the year

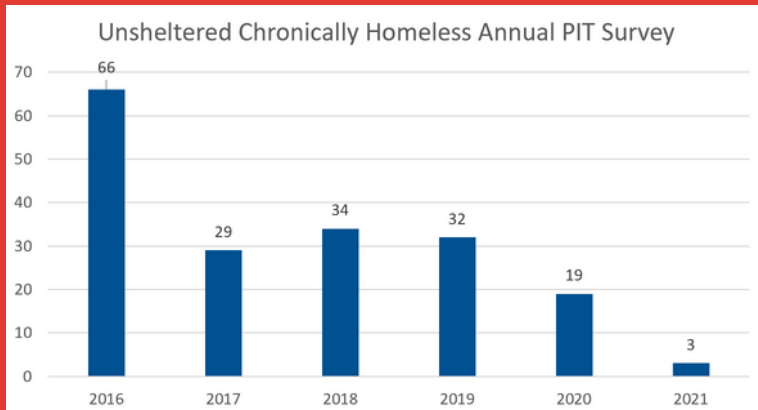
Charlotte County Public Schools jumped from 33rd in the state to 13th in state rankings!

\$145,300 invested

Ending Youth & Chronic Homelessness

81% of individuals housed since 2017 have remained housed

As of December 31, 2020, collaborative efforts **effectively ended chronic homelessness** in Charlotte County as defined by the US Interagency Council on Homelessness.



37 chronically homeless individuals and 7 unaccompanied homeless youth were permanently housed

80% Approval Rate for Benefits

The 2020 National Approval Rate on Initial SOAR Applications averaged 65%.

26 homeless clients received pharmacy services & 41 were provided clinic services

\$26,617 invested

Volunteer Income Tax Assistance (VITA)

*695 Income Tax Returns Filed
Tax Year 2020*



**31
Volunteers**



**2,547
Volunteer Hours**

**\$22,382
average Adjusted
Gross Income
of clients served**

**\$1,047,287
economic impact***
(up from \$754,336
from the previous year)

**Tax Payer Savings
+ Total Refunds
+ Volunteer Hours Value
= Economic Impact*

\$461,805 invested

Season of Sharing

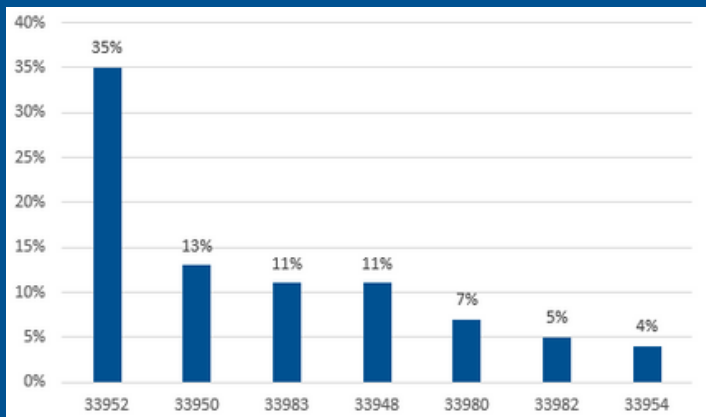
*558 Households Served
with Rent/Mortgage/Utility Assistance*



845 Adults Served

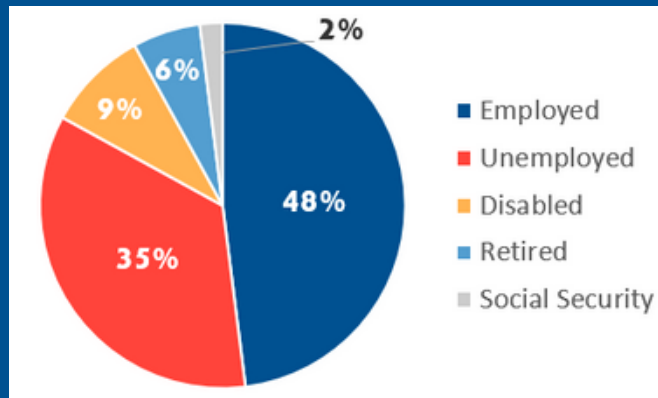


608 Children Served

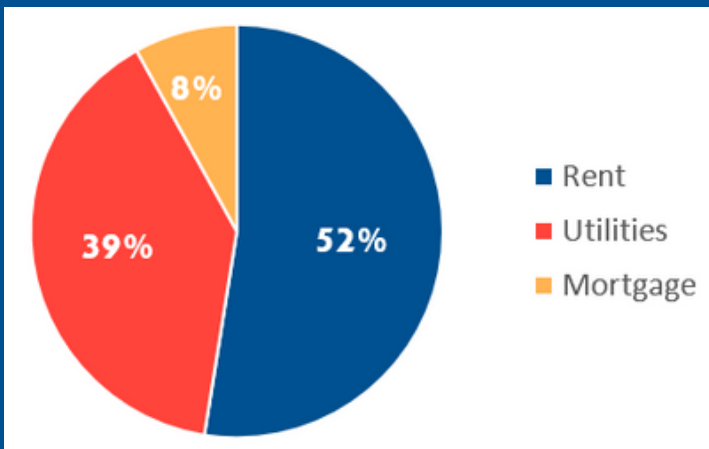


The zip codes with the highest number of households below the ALICE threshold: 33952, 33950, 34224, 33948

Nearly half of those served by SOS are employed. These are our ALICE families.



Season of Sharing



Help with costs associated with rent accounted for over half of all SOS requests.

Reduced income was the #1 reason for needing SOS assistance. (Most pandemic-related issues were categorized as reduced income.)

